

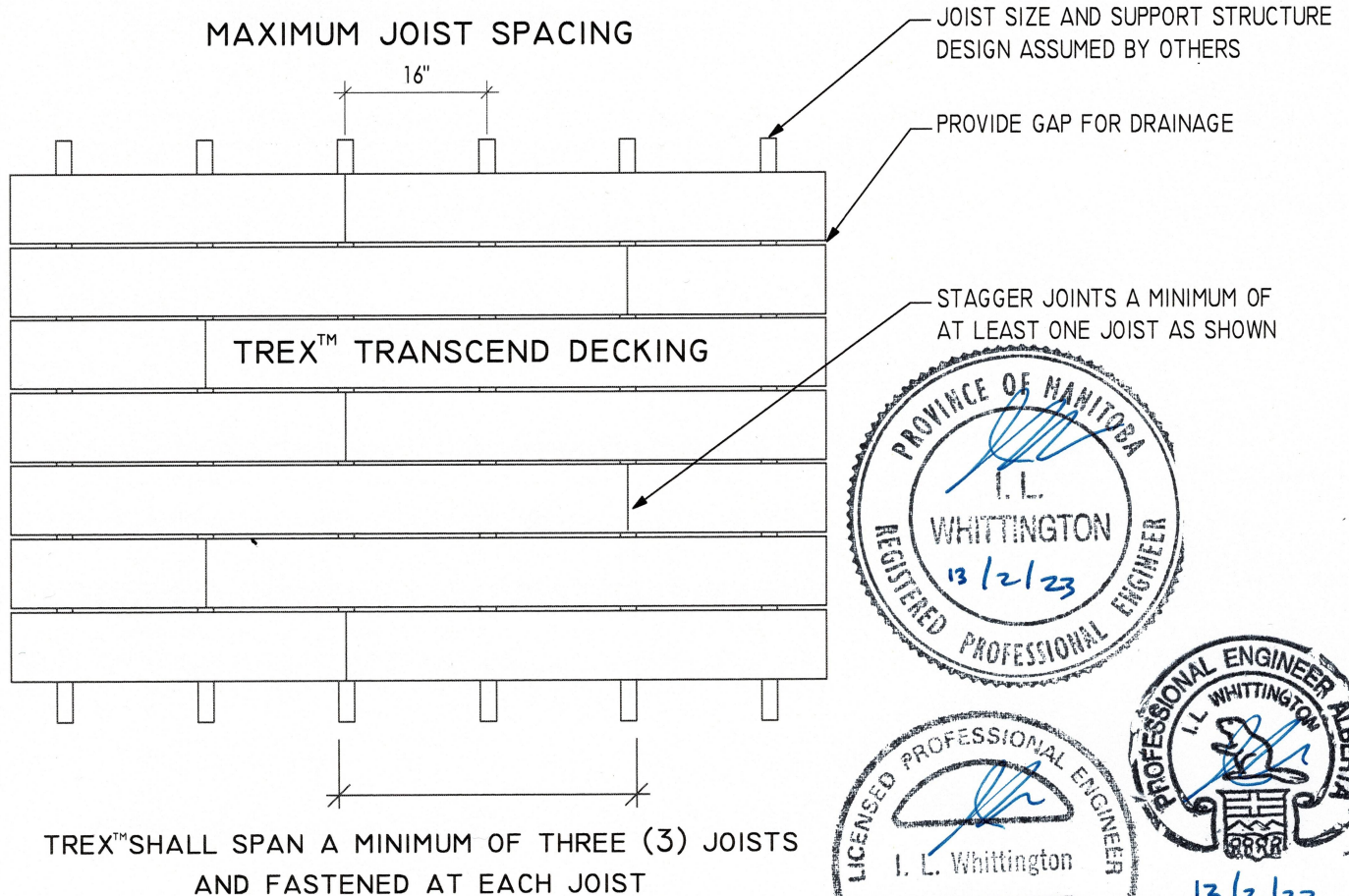


# TREX<sup>®</sup>

## TREX<sup>™</sup> TRANSCEND DECKING



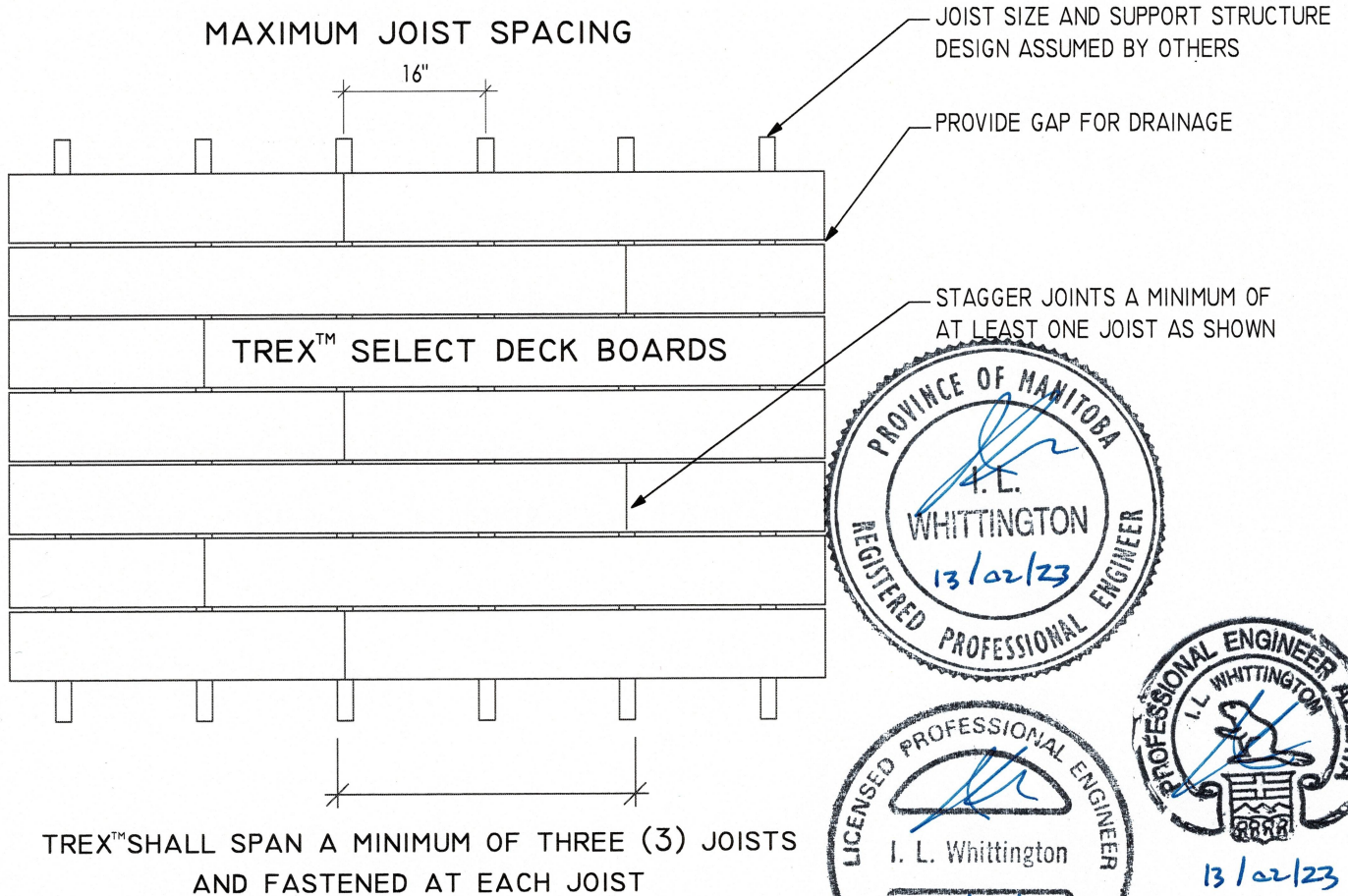


### NOTES:

- MAXIMUM JOIST SPACING LISTED FOR DECKS WITH A MAXIMUM SPECIFIED LIVE LOAD OF 100 PSF
- SPECIFIED LOADS OF GREATER THAN 100 PSF NEED TO BE REVIEWED BY DESIGNER
- NOT TO BE USED IN AREAS WHERE THE TEMPERATURE EXCEEDS 54.4 DEGREES CELSIUS
- MAXIMUM SPANS LISTED ABOVE LIMITED TO A L/360 TOTAL LOAD DEFLECTION
- SUPPORT STRUCTURE INCLUDING JOIST SIZES ASSUMED DESIGNED BY OTHERS
- INSTALL DECKING WITH GAPS TO ENSURE PROPER DRAINAGE. DO NOT INSTALL TREX<sup>™</sup> TRANSCEND DECKING DIRECTLY TO CONCRETE, PATIOS OR MEMBRANES WHERE WATER CAN BE TRAPPED BENEATH THE DECKING MATERIAL.
- FASTEN TREX<sup>™</sup> TRANSCEND DECKING TO SUPPORT JOIST WITH APPROPRIATE CORROSION RESISTANT DECK FASTENER (SCREWS/ NAILS/ MECHANICAL CONNECTION)
- TYP. TREX<sup>™</sup> TRANSCEND DECKING BOARD 1" THICK X 5.5" WIDE
- LONGITUDINAL SLIP RESISTANCE IS > 0.5 AS PER ASTM F1679-04 TEST.

# TREX®

## TREX™ SELECT DECK BOARDS






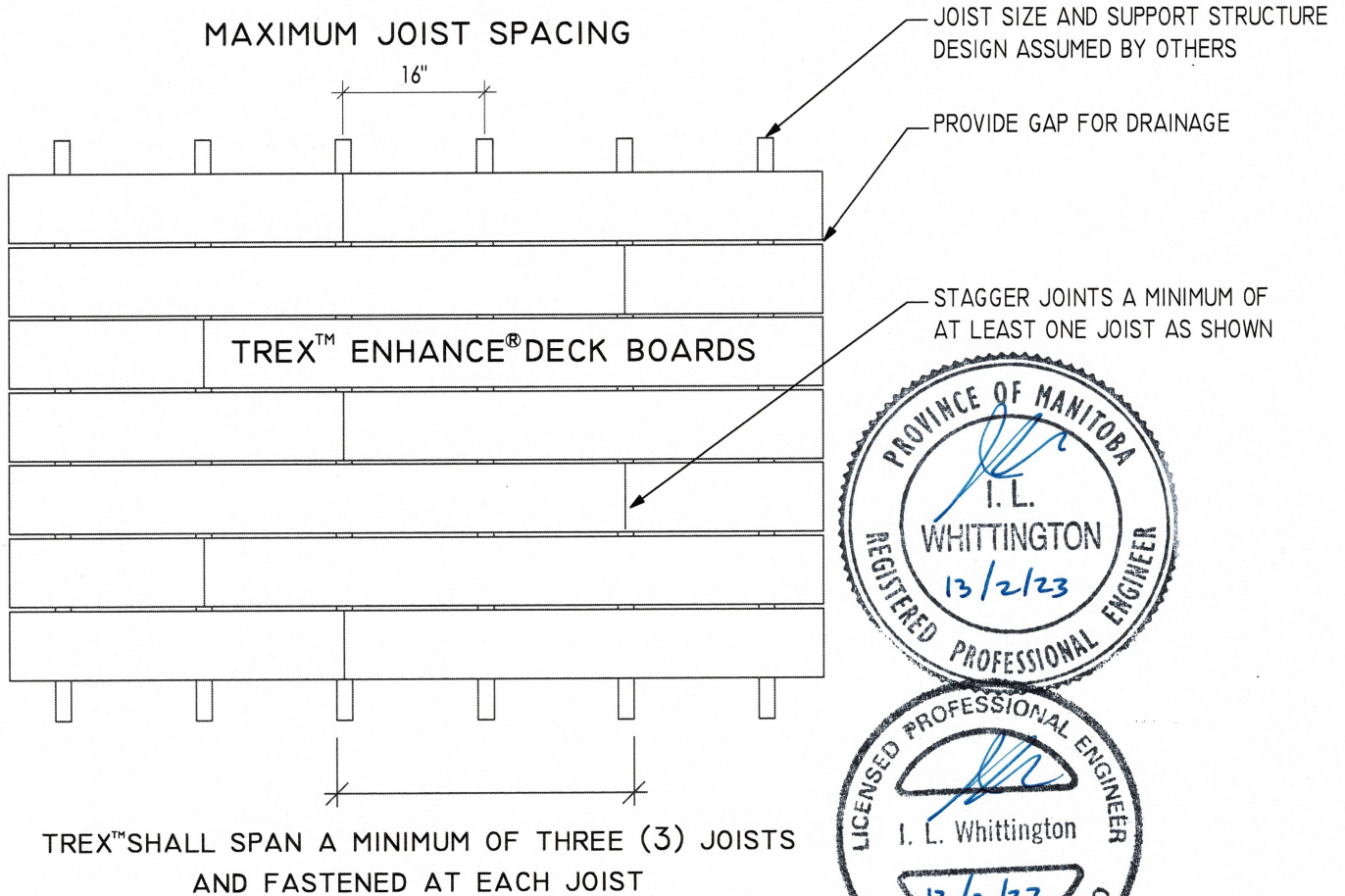
### NOTES:

- MAXIMUM JOIST SPACING LISTED FOR DECKS WITH A MAXIMUM SPECIFIED LIVE LOAD OF 100 PSF
- SPECIFIED LOADS OF GREATER THAN 100 PSF NEED TO BE REVIEWED BY DESIGNER
- NOT TO BE USED IN AREAS WHERE THE TEMPERATURE EXCEEDS 54.4 DEGREES CELSIUS
- MAXIMUM SPANS LISTED ABOVE LIMITED TO A L/360 TOTAL LOAD DEFLECTION
- SUPPORT STRUCTURE INCLUDING JOIST SIZES ASSUMED DESIGNED BY OTHERS
- INSTALL DECKING WITH GAPS TO ENSURE PROPER DRAINAGE. DO NOT INSTALL TREX™ SELECT DECK BOARDS DIRECTLY TO CONCRETE, PATIOS OR MEMBRANES WHERE WATER CAN BE TRAPPED BENEATH THE DECKING MATERIAL.
- FASTEN TREX™ SELECT DECK BOARDS TO SUPPORT JOIST WITH APPROPRIATE CORROSION RESISTANT DECK FASTENER (SCREWS/ NAILS/ MECHANICAL CONNECTION)
- TYP. TREX™ SELECT DECK BOARDS 1" THICK X 5.5" WIDE
- LONGITUDINAL SLIP RESISTANCE IS > 0.5 AS PER ASTM F1679-04 TEST.



# TREX®

## TREX™ ENHANCE® DECK BOARDS



13/2/23

### NOTES:

- MAXIMUM JOIST SPACING LISTED FOR DECKS WITH A MAXIMUM SPECIFIED LIVE LOAD OF 100 PSF
- SPECIFIED LOADS OF GREATER THAN 100 PSF NEED TO BE REVIEWED BY DESIGNER
- NOT TO BE USED IN AREAS WHERE THE TEMPERATURE EXCEEDS 54.4 DEGREES CELSIUS
- MAXIMUM SPANS LISTED ABOVE LIMITED TO A L/360 TOTAL LOAD DEFLECTION
- SUPPORT STRUCTURE INCLUDING JOIST SIZES ASSUMED DESIGNED BY OTHERS
- INSTALL DECKING WITH GAPS TO ENSURE PROPER DRAINAGE. DO NOT INSTALL TREX™ ENHANCE® DECK BOARDS DIRECTLY TO CONCRETE, PATIOS OR MEMBRANES WHERE WATER CAN BE TRAPPED BENEATH THE DECKING MATERIAL.
- FASTEN TREX™ ENHANCE® DECK BOARDS TO SUPPORT JOIST WITH APPROPRIATE CORROSION RESISTANT DECK FASTENER (SCREWS/ NAILS/ MECHANICAL CONNECTION)
- TYP. TREX™ ENHANCE® DECK BOARDS 1" THICK X 5.5" WIDE
- LONGITUDINAL SLIP RESISTANCE IS > 0.5 AS PER ASTM F1679-04 TEST.