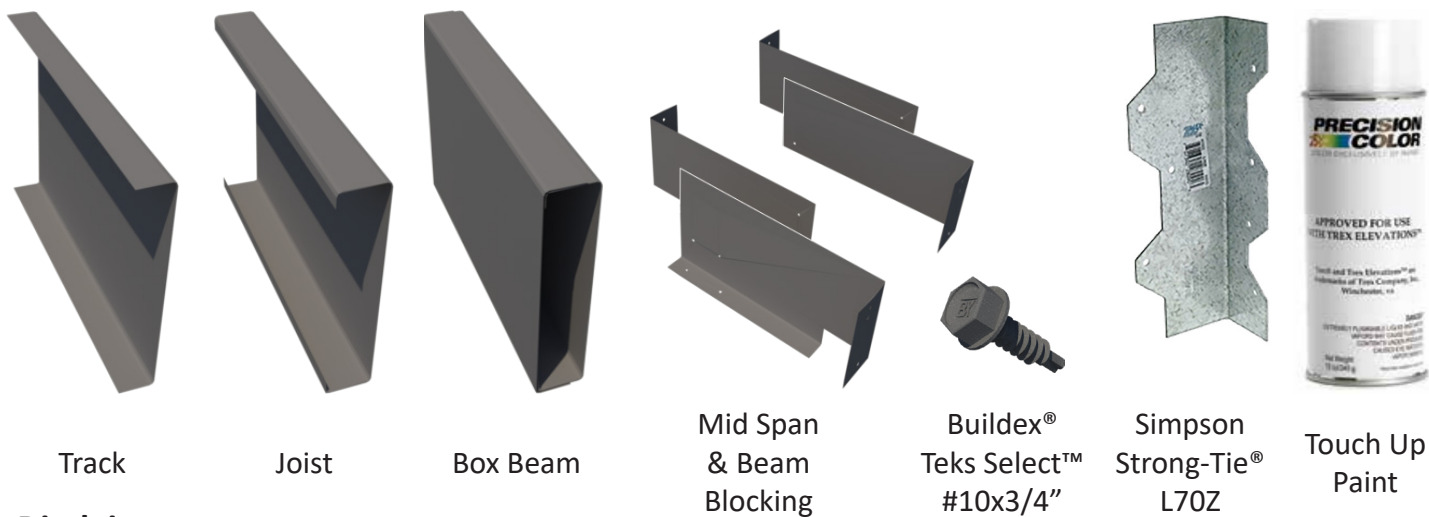




Typical Profiles & Accessories

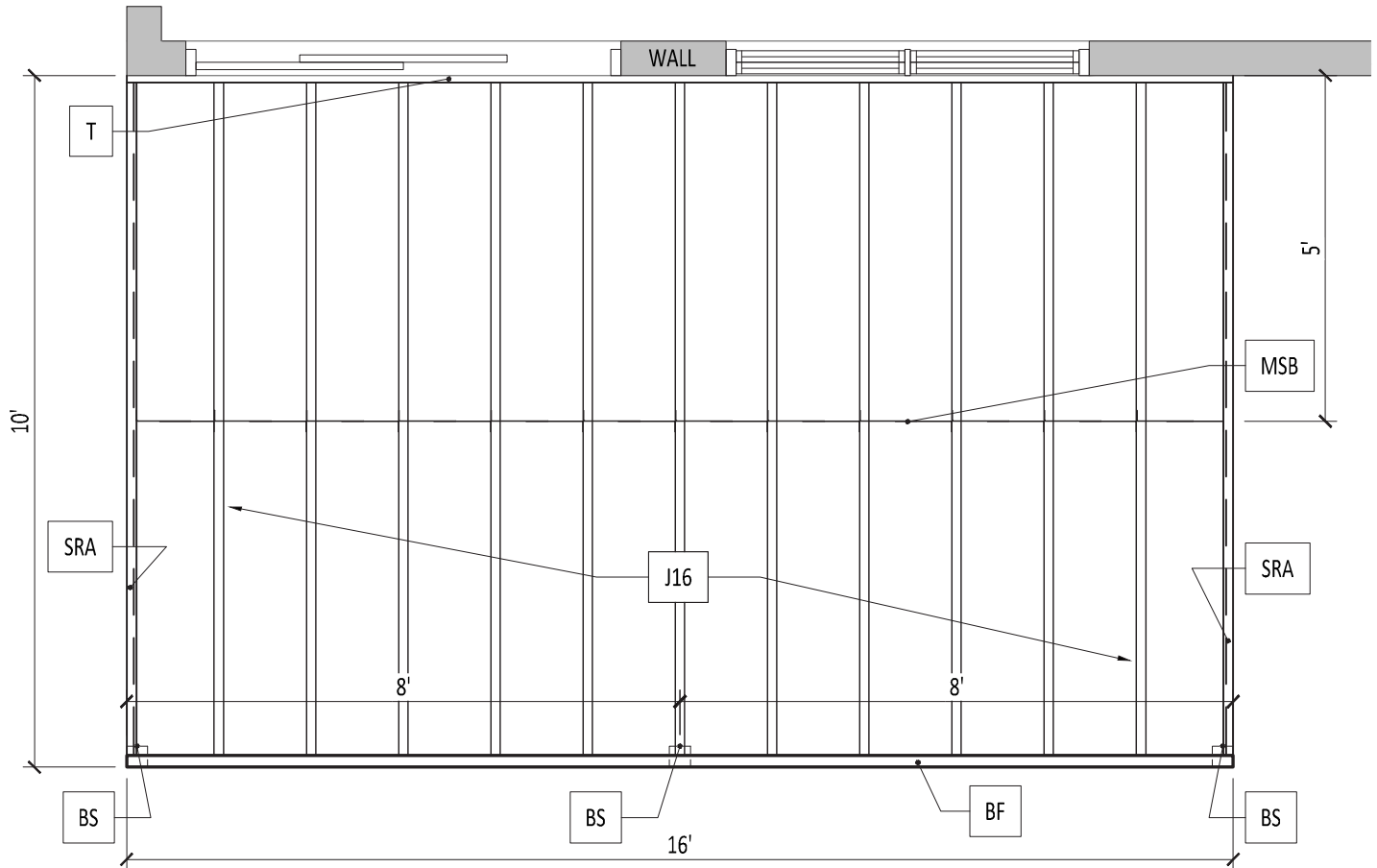


Disclaimer:

1. This deck plan should be used only for an estimate of the required Trex Elevations materials (profiles and number of pieces).
2. It should not be used as a construction drawing for the deck substructure.
3. Your final design should be prepared by a licensed contractor, and must comply with local building codes.

Attached to Wall, Flush Beam

10' x 16' Frame



Legend Key

BF	Flush Trex Elevations Box Beam
BS	Beam Support by Other
J16	Trex Elevations Joist @ 16" OC
T	Trex Elevations Track
MSB	Trex Elevations Mid Span Blocking
SRA	Side Rim Assembly (Track W/Joist nested inside)

Design per Elevations Span Table:
E-75, 75psf Total Design Load.


See Code Report CCRR-0186 and Trex Elevations
Install Guide for details and notes.

Paper: Letter (8-1/2" x 11")


10' x 16' Frame

Standard Deck Board Patterns

90 Degree



Diagonal



Estimated Material List

(Attached to Wall, Flush Beam)

90 Degree			
Components	Qty		
	12'	16'	20'
Joist	1		6
Track		1	1
Beam		1	
Mid Span Blocking	12		
Buildex Teks Select*	440		
L70Z	26		
Touch Up Paint	1		
Beam Support by Other			

Diagonal	
Components	Qty
Joist 20'	+2
Mid Span Blocking	+4
Buildex Teks Select*	+145
L70Z	+8
Requires Joist @ 12"oc	

Design per Elevations Span Table:
E-75, 75psf Total Design Load.

See Code Report CCRR-0186 and Trex
Elevations Install Guide for details and notes.

Frame Modifier	16' Track	16' Beam	Buildex Teks Select*
Free Standing Flush	-1	+1	-25
Applies to all deck board layouts			


Notes:

*Quantity has a 10% Waste Factor Added to Calculation
Sheet 3 of 4

10' x 16' Frame

Specialty Patterns

Adjustments to Standard Pattern Material List



Single Picture Frame Border		Joist	Track	Mid Span Blocking	Buildex Tek Select*	L70Z
Qty	12'	-1		-1	+55	+2
	20'	+1	+1			

Double Picture Frame Border		Joist 20'	Track 20'	Mid Span Blocking	Buildex Tek Select*	L70Z
Qty		+2	+2	-2	+165	+8

Single Picture Frame Border w/ Breaker Board		Joist	Track	Buildex Tek Select*	L70Z
Qty	12'	-1	+1	+135	+6
	20'	+2	+1		

Single Picture Frame Border w/ Diagonal Pattern		Joist	Track	Mid Span Blocking	Buildex Tek Select*	L70Z
Qty	12'	-1		+3	+220	+10
	16'		+2			
	20'	+3	+1			
Requires Joist @ 12"oc						

Single Picture Frame Border w/ Herringbone Pattern		Joist	Track	Mid Span Blocking	Buildex Tek's Select*	L70Z
Qty	12'	-1	+1	+2	+240	+10
	16'		+2			
	20'	+3	+1			
Requires Joist @ 12"oc						

Notes:

*Quantity has a 10% Waste Factor Added to Calculation

Sheet 4 of 4