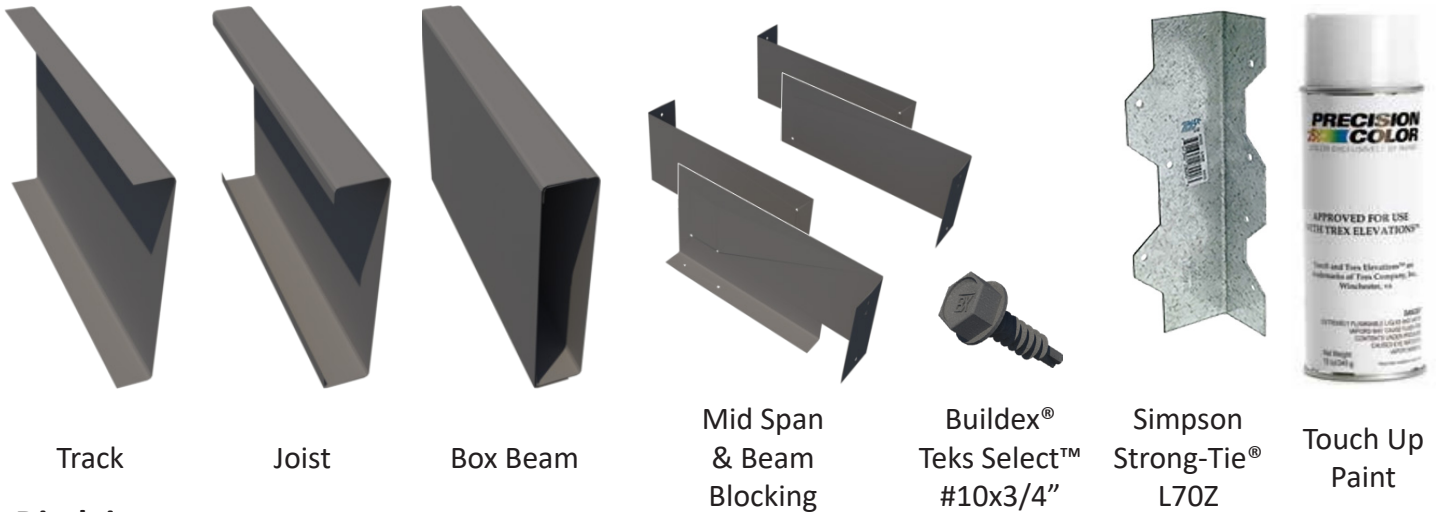


Typical Profiles & Accessories

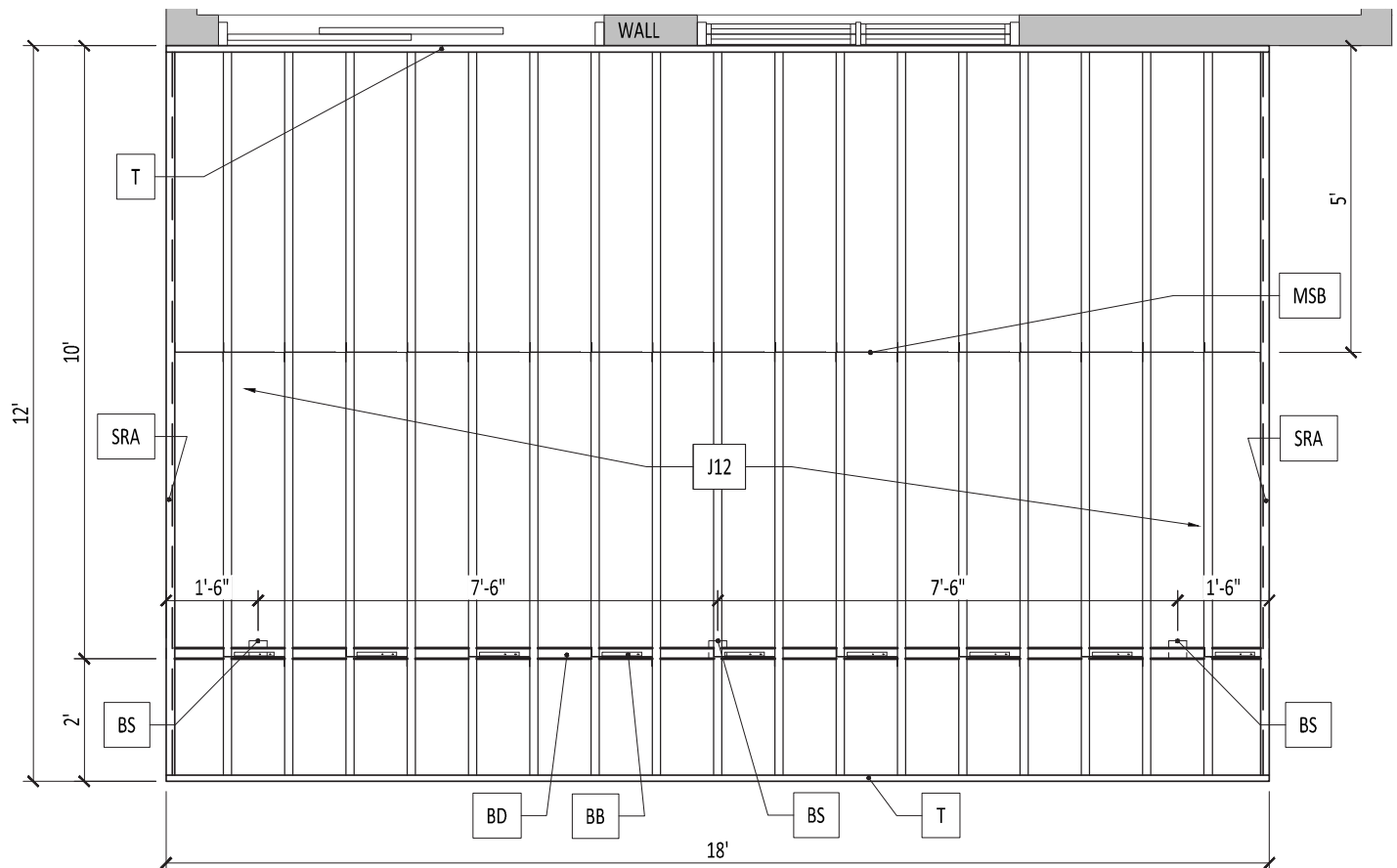


Disclaimer:

1. This deck plan should be used only for an estimate of the required Trex Elevations materials (profiles and number of pieces).
2. It should not be used as a construction drawing for the deck substructure.
3. Your final design should be prepared by a licensed contractor, and must comply with local building codes.

Attached to wall, Drop Beam w/ 2' Cantilever

12' x 18' Frame



Legend Key

BB	Trex Elevations Beam Blocking
BD	Drop Trex Elevations Box Beam
BS	Beam Support by Other
J12	Trex Elevations Joist @ 12" OC
T	Trex Elevations Track
MSB	Trex Elevations Mid Span Blocking
SRA	Side Rim Assembly (Track W/Joist nested inside)

Design per Elevations Span Table:
E-75, 75psf Total Design Load.


See Code Report CCRR-0186 and Trex Elevations
Install Guide for details and notes.

Paper: Letter (8-1/2" x 11")


12' x 18' Frame

Standard Deck Board Patterns

90 Degree



Diagonal



Estimated Material List

(Attached to wall, Drop Beam w/ 2' Cantilever)

90 Degree & Diagonal		
Components	Qty	
	12'	20'
Joist	19	
Track	2	2
Beam		1
Mid Span Blocking	18	
Beam Blocking	9	
Beam Cap	2	
Buildex Tek Select*	675	
L70Z	19	
Touch Up Paint	2	
Beam Support by Other		

Design per Elevations Span Table:
E-75, 75psf Total Design Load.

See Code Report CCRR-0186 and Trex
Elevations Install Guide for details and notes.


Frame Modifier	Track 20'	Beam 20'	Beam Blocking	Beam Cap	Buildex Tek Select*	L70Z
Flush Beam	-1		-9	-2	-35	+19
Free Standing w/ 2' Cantilever		+1	+9	+2		-19
Applies to all deck board layouts						

Notes:

*Quantity has a 10% Waste Factor Added to Calculation

12' x 18' Frame

Specialty Patterns



Adjustments to Standard Pattern Material List

Single Picture Frame Border		Joist	Track	Mid Span Blocking	Beam Blocking	Buildex Tek Select*	L70Z
Qty	12'	+1	+2	-1	-1	+40	+1

Double Picture Frame Border		Joist	Track	Mid Span Blocking	Beam Blocking	Buildex Tek Select*	L70Z
Qty	12'	+4	+4	-4	-1	+120	+4

Single Picture Frame Border w/ Breaker Board		Joist	Track	Mid Span Blocking	Beam Blocking	Buildex Tek Select*	L70Z
Qty	12'	+1	+3	-2	-1	+65	+1

Single Picture Frame Border w/ Diagonal Pattern		Joist	Track	Mid Span Blocking	Beam Blocking	Buildex Tek Select*	L70Z
Qty	12'	+1	+2	-1	-1	+90	+1
	20'		+2				

Single Picture Frame Border w/ Herringbone Pattern		Joist	Track	Mid Span Blocking	Beam Blocking	Buildex Tek Select*	L70Z
Qty	12'	+1	+3	-2	-1	+115	+1
	20'		+2				

Notes:

*Quantity has a 10% Waste Factor Added to Calculation

Sheet 4 of 4