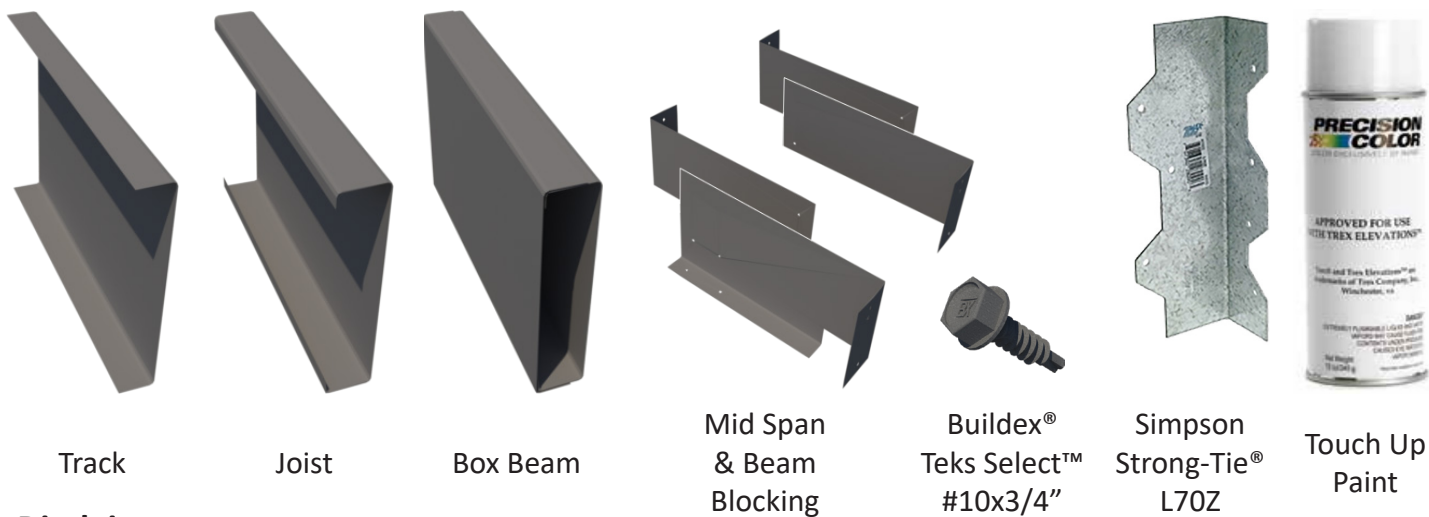




Typical Profiles & Accessories

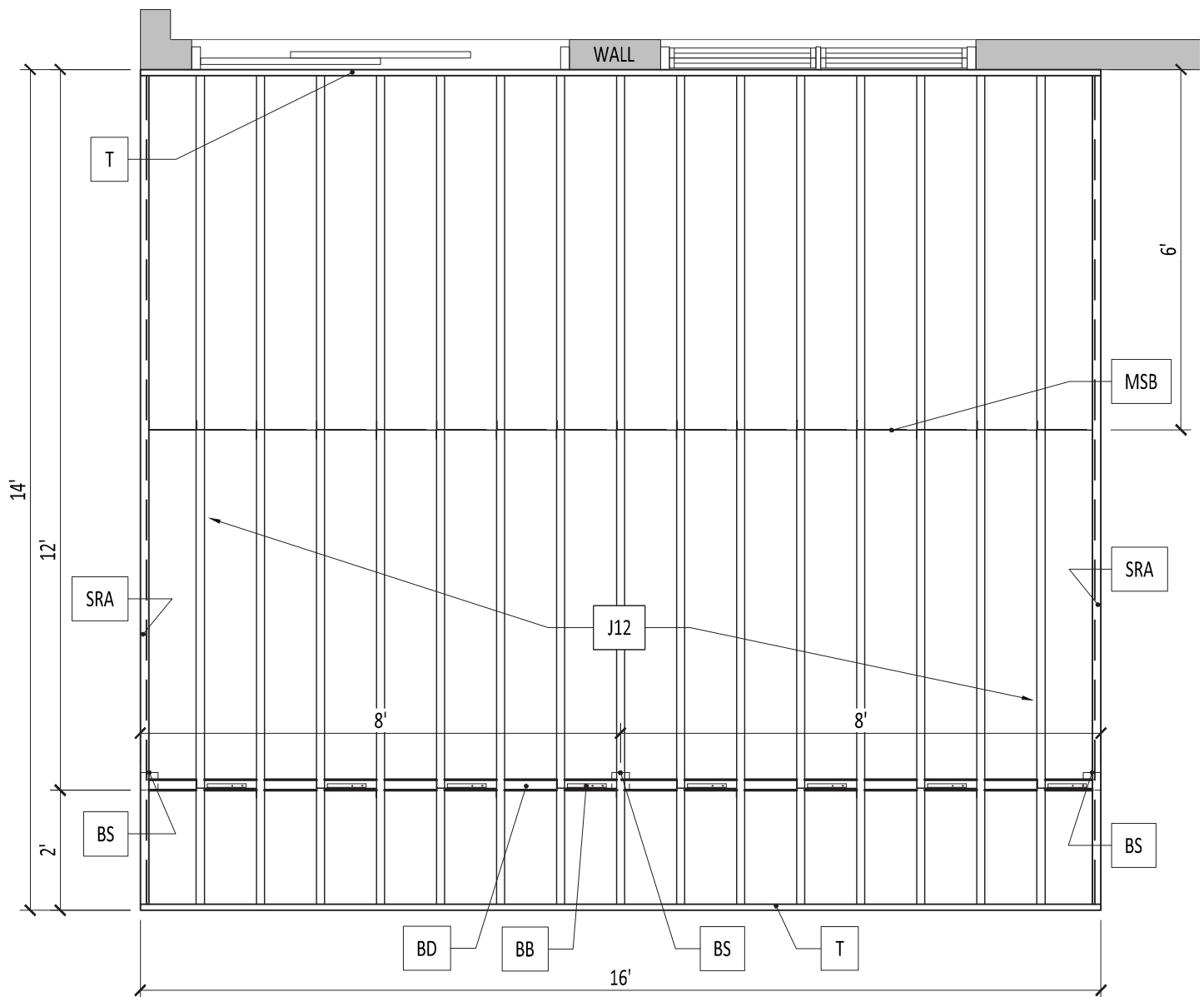


Disclaimer:

1. This deck plan should be used only for an estimate of the required Trex Elevations materials (profiles and number of pieces).
2. It should not be used as a construction drawing for the deck substructure.
3. Your final design should be prepared by a licensed contractor, and must comply with local building codes.

Attached to wall, Drop Beam w/ 2' Cantilever

14' x 16' Frame



Legend Key

BB	Trex Elevations Beam Blocking
BD	Drop Trex Elevations Box Beam
BS	Beam Support by Other
J12	Trex Elevations Joist @ 12" OC
T	Trex Elevations Track
MSB	Trex Elevations Mid Span Blocking
SRA	Side Rim Assembly (Track W/Joist nested inside)

Design per Elevations Span Table:
E-75, 75psf Total Design Load.


See Code Report CCRR-0186 and Trex Elevations
Install Guide for details and notes.

Paper: Letter (8-1/2" x 11")


14' x 16' Frame

Standard Deck Board Patterns

90 Degree



Diagonal



Estimated Material List

(Attached to wall, Drop Beam w/ 2' Cantilever)

90 Degree & Diagonal	
Components	Qty
Joist 16'	17
Track 16'	4
Beam 16'	1
Mid Span Blocking	16
Beam Blocking	8
Beam Cap	2
Buildex Tek Select*	630
L70Z	17
Touch Up Paint	2
<i>Beam Support by Other</i>	

Design per Elevations Span Table:
E-75, 75psf Total Design Load.

See Code Report CCRR-0186 and Trex
Elevations Install Guide for details and notes.


Frame Modifier	Beam 16'	Beam Blocking	Beam Cap	Buildex Tek Select*	L70Z
Free Standing w/ 2' Cantilever	+1	+8	+2	-5	-17
<i>Applies to all deck board layouts</i>					

Notes:

*Quantity has a 10% Waste Factor Added to Calculation

14' x 16' Frame

Specialty Patterns



Adjustments to Standard Pattern Material List

Double Picture Frame Border	Joist 16'	Track 16'	Mid Span Blocking	Beam Blocking	Buildex Tek Select*	L70Z
Qty	+1	+2	-1	-1	+55	+1

Double Picture Frame Border	Joist 16'	Track 16'	Mid Span Blocking	Beam Blocking	Buildex Tek Select*	L70Z
Qty	+4	+4	-2	-1	+185	+4

Single Picture Frame Border w/ Breaker Board	Joist 16'	Track 16'	Mid Span Blocking	Beam Blocking	Buildex Tek Select*	L70Z
Qty	+1	+3	-2	-2	+75	+1

Single Picture Frame Border w/ Diagonal Pattern	Joist 16'	Track 16'	Mid Span Blocking	Beam Blocking	Buildex Tek Select*	L70Z
Qty	+1	+4	-1	-1	+95	+1

Single Picture Frame Border w/ Herringbone Pattern	Joist 16'	Track 16'	Mid Span Blocking	Beam Blocking	Buildex Tek Select*	L70Z
Qty	+1	+5	-2	-2	+115	+1

Notes:

*Quantity has a 10% Waste Factor Added to Calculation
Sheet 4 of 4