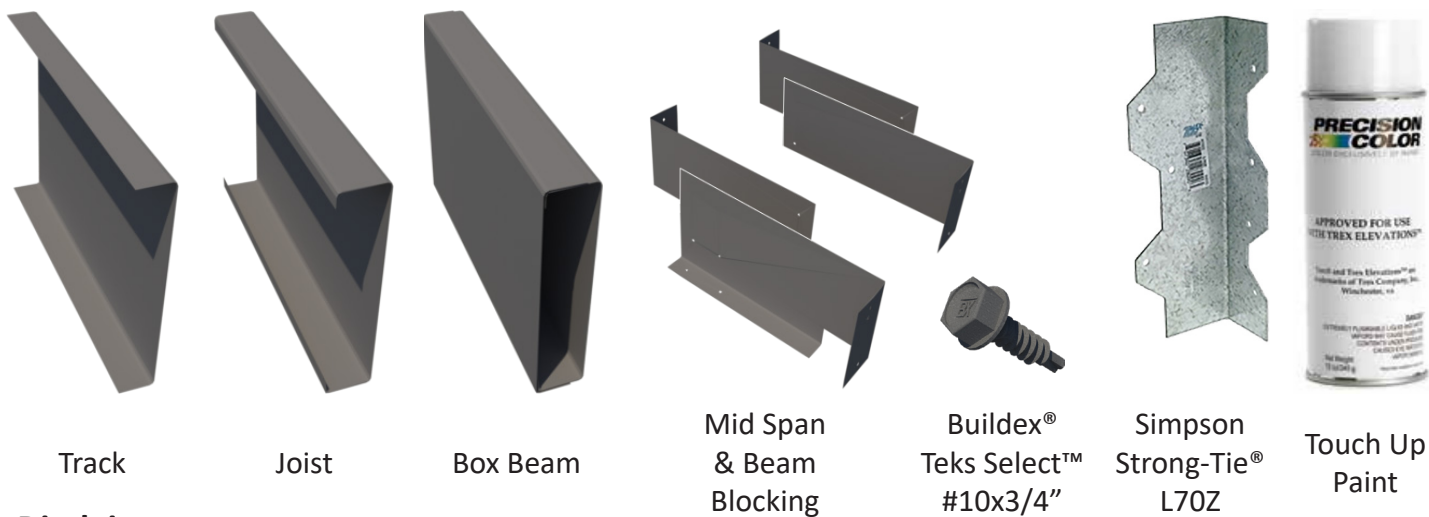




Typical Profiles & Accessories

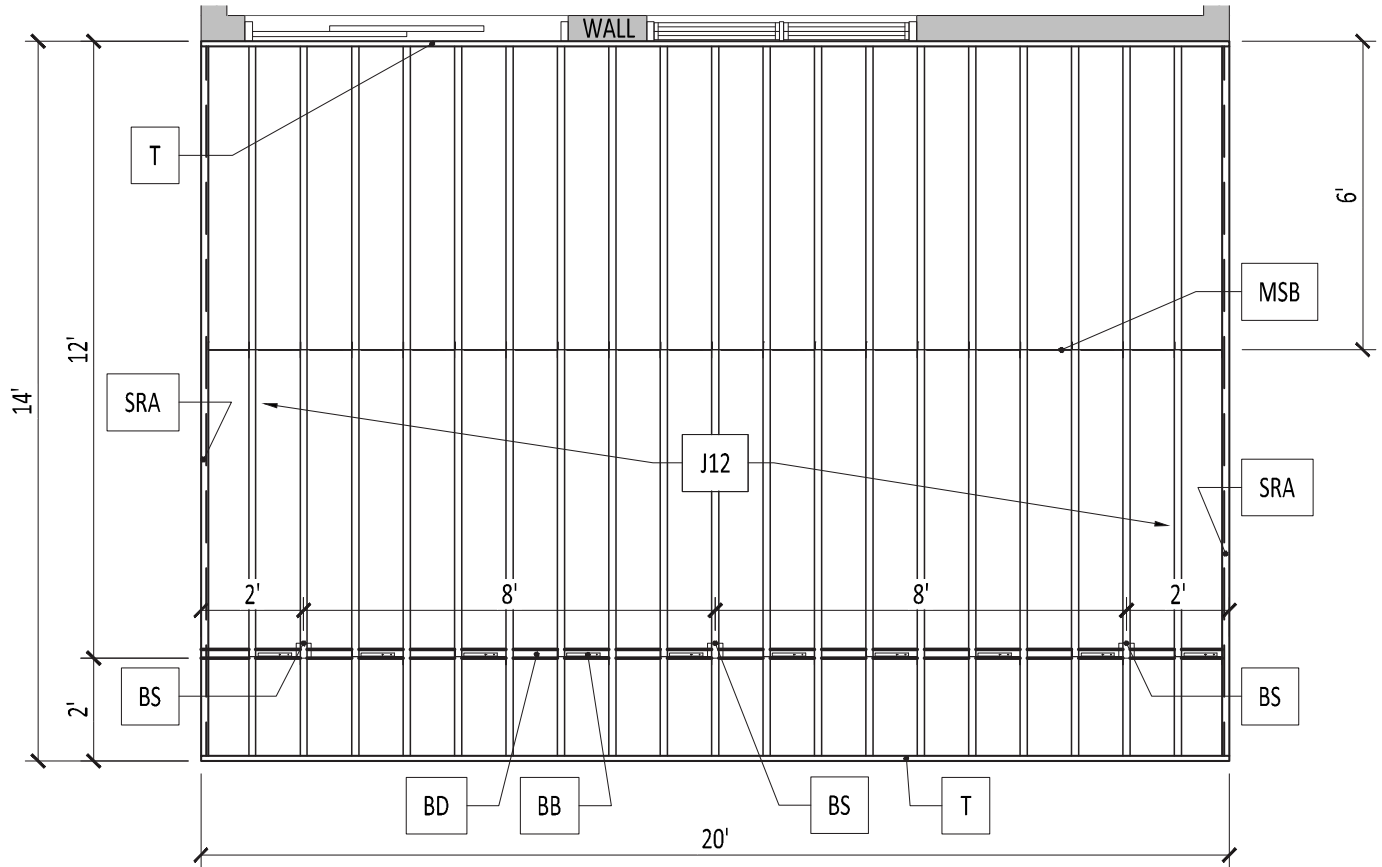


Disclaimer:

1. This deck plan should be used only for an estimate of the required Trex Elevations materials (profiles and number of pieces).
2. It should not be used as a construction drawing for the deck substructure.
3. Your final design should be prepared by a licensed contractor, and must comply with local building codes.

Attached to wall, Drop Beam w/ 2' Cantilever

14' x 20' Frame



Legend Key

BB	Trex Elevations Beam Blocking
BD	Drop Trex Elevations Box Beam
BS	Beam Support by Other
J12	Trex Elevations Joist @ 12" OC
T	Trex Elevations Track
MSB	Trex Elevations Mid Span Blocking
SRA	Side Rim Assembly (Track W/Joist nested inside)

Design per Elevations Span Table:
E-75, 75psf Total Design Load.

See Code Report CCRR-0186 and Trex Elevations
Install Guide for details and notes.


Paper: Letter (8-1/2" x 11")

TrexElevations®
STEEL DECK FRAMING


14' x 20' Frame

Standard Deck Board Patterns

90 Degree



Diagonal



Estimated Material List

(Attached to wall, Drop Beam w/ 2' Cantilever)

90 Degree & Diagonal		
Components	Qty	
	16'	20'
Joist	21	
Track	2	2
Beam		1
Mid Span Blocking	20	
Beam Blocking	10	
Beam Cap	2	
Buildex Teks Select*	760	
L70Z	21	
Touch Up Paint	2	
Beam Support by Other		

Design per Elevations Span Table:
E-75, 75psf Total Design Load.

See Code Report CCRR-0186 and Trex
Elevations Install Guide for details and notes.


Frame Modifier	Beam 20'	Beam Blocking	Beam Cap	L70Z
Free Standing w/ 2' Cantilever	+1	+10	+2	-21
<i>Applies to all deck board layouts</i>				

Notes:

*Quantity has a 10% Waste Factor Added to Calculation

14' x 20' Frame

Specialty Patterns



Adjustments to Standard Pattern Material List

Double Picture Frame Border	Joist 16'	Track 16'	Mid Span Blocking	Beam Blocking	Buildex Tek Select*	L70Z
Qty	+1	+2	-1	-1	+60	+1

Double Picture Frame Border	Joist 16'	Track 16'	Mid Span Blocking	Beam Blocking	Buildex Tek Select*	L70Z
Qty	+4	+4	-2	-1	+190	+4

Single Picture Frame Border w/ Breaker Board	Joist 16'	Track 16'	Mid Span Blocking	Beam Blocking	Buildex Tek Select*	L70Z
Qty	+1	+3	-2	-2	+80	+1

Single Picture Frame Border w/ Diagonal Pattern		Joist	Track	Mid Span Blocking	Beam Blocking	Buildex Tek Select*	L70Z
Qty	16'	+1	+2	-1	-1	+105	+1
	20'		25				

Single Picture Frame Border w/ Herringbone Pattern		Joist	Track	Mid Span Blocking	Beam Blocking	Buildex Tek Select*	L70Z
Qty	16'	+1	+3	-2	-2	+130	+1
	20'		+2				

Notes:

*Quantity has a 10% Waste Factor Added to Calculation

Sheet 4 of 4