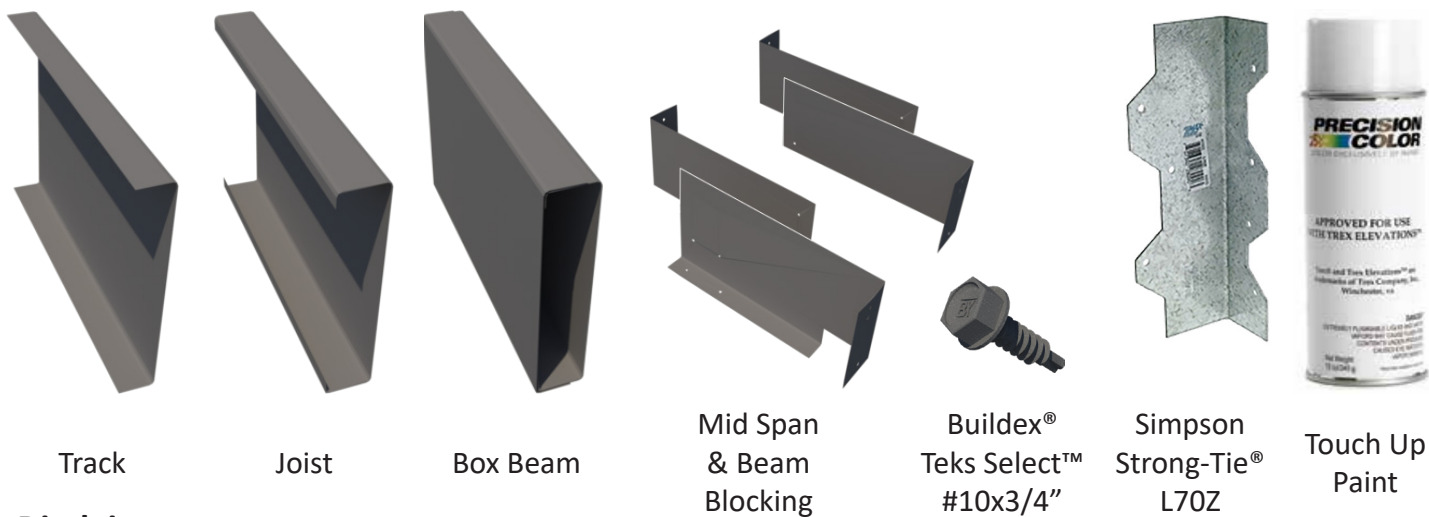




Typical Profiles & Accessories

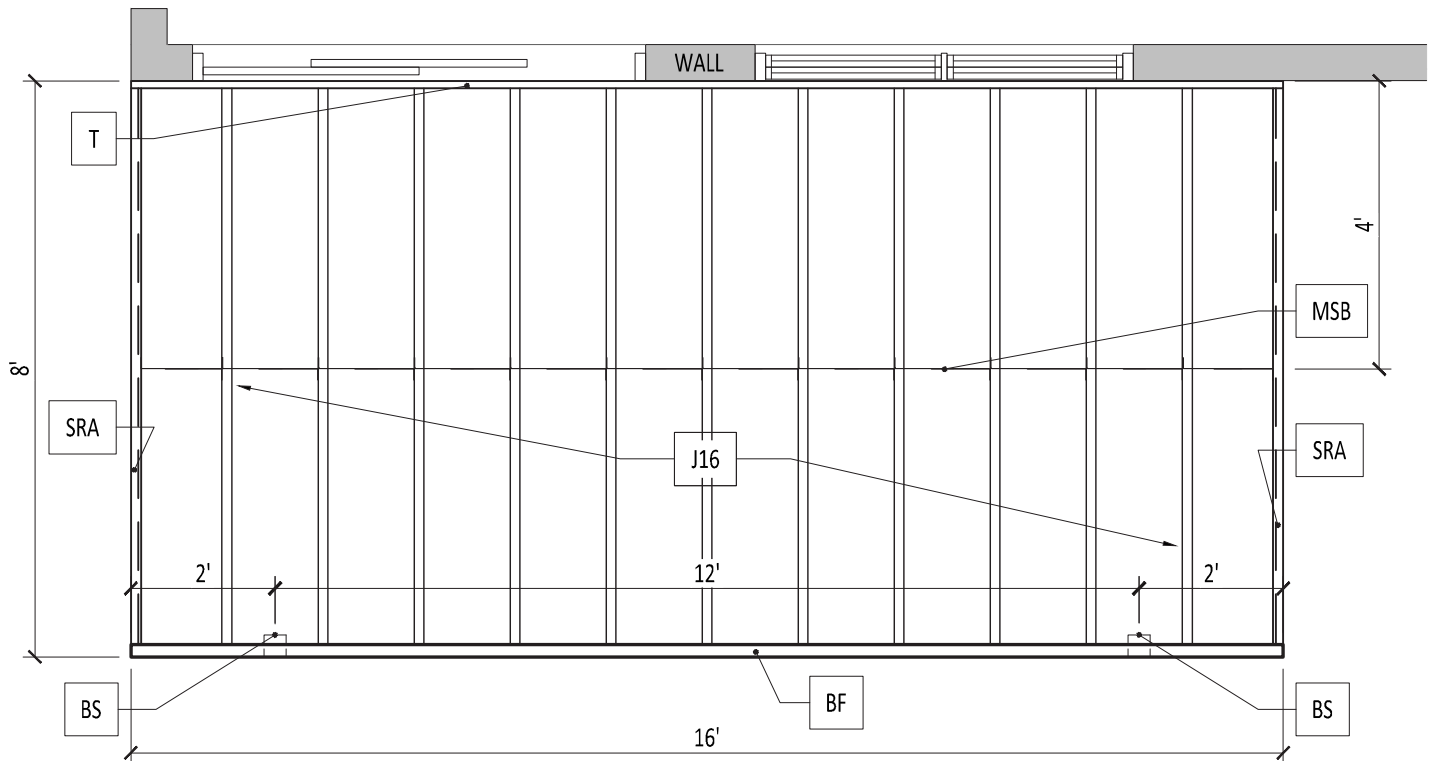


Disclaimer:

1. This deck plan should be used only for an estimate of the required Trex Elevations materials (profiles and number of pieces).
2. It should not be used as a construction drawing for the deck substructure.
3. Your final design should be prepared by a licensed contractor, and must comply with local building codes.

Attached to Wall, Flush Beam

8' x 16' Frame



Legend Key

BF	Flush Trex Elevations Box Beam
BS	Beam Support by Other
J16	Trex Elevations Joist @ 16" OC
T	Trex Elevations Track
MSB	Trex Elevations Mid Span Blocking
SRA	Side Rim Assembly (Track W/Joist nested inside)

Design per Elevations Span Table:
E-75, 75psf Total Design Load.


See Code Report CCRR-0186 and Trex Elevations
Install Guide for details and notes.

Paper: Letter (8-1/2" x 11")


8' x 16' Frame

Standard Deck Board Patterns

90 Degree



Diagonal



Estimated Material List

(Attached to Wall, Flush Beam)

90 Degree		
Components	Qty	
	12'	16'
Joist	1	6
Track		2
Beam		1
Mid Span Blocking	12	
Buildex Tek Select*	430	
L70Z	26	
Touch Up Paint	1	
Beam Support by Other		

Diagonal	
Components	Qty
Joist 16'	+2
Mid SpanBlocking	+4
Buildex Tek Select*	+125
L70Z	+8
Requires Joist @ 12"oc	

Design per Elevations Span Table:
E-75, 75psf Total Design Load.

See Code Report CCRR-0186 and Trex
Elevations Install Guide for details and notes.

Frame Modifier	Track 16'	Beam 16'	Buildex Tek Select*
Free Standing Flush	-1	+1	-25
Applies to all deck board layouts			


Notes:

*Quantity has a 10% Waste Factor Added to Calculation
Sheet 3 of 4

8' x 16' Frame

Specialty Patterns

Adjustments to Standard Pattern Material List



Single Picture Frame Border		Joist	Track	Mid Span Blocking	Buildex Tek Select*	L70Z
Qty	12'	-1		-1	+45	+2
	16'	+1	+1			

Double Picture Frame Border		Joist 16'	Track 16'	Mid Span Blocking	Buildex Tek Select*	L70Z
Qty		+2	+2	-2	+145	+8

Single Picture Frame Border w/ Breaker Board		Joist	Track	Mid Span Blocking	Buildex Tek Select*	L70Z
Qty	12'		-1	-1	+90	+4
	16'	+1	+1			
	20'		+1			

Single Picture Frame Border w/ Diagonal Pattern		Joist	Track	Mid Span Blocking	Buildex Tek Select*	L70Z
Qty	12'	-1		+3	+210	+10
	16'	+3	+3			
Requires Joist @ 12"oc						

Single Picture Frame Border w/ Herringbone Pattern		Joist	Track	Mid Span Blocking	Buildex Tek Select*	L70Z
Qty	12'	-1	+1	+4	+285	+14
	16'	+4	+3			
Requires Joist @ 12"oc						

Notes:

*Quantity has a 10% Waste Factor Added to Calculation